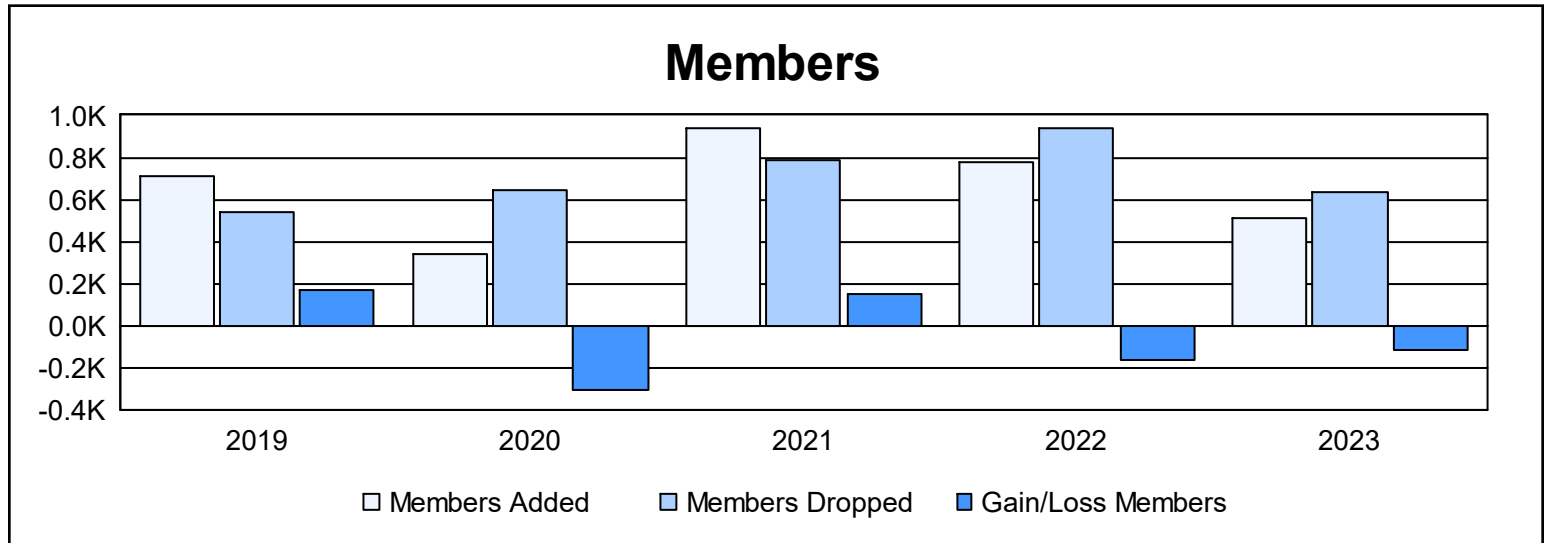
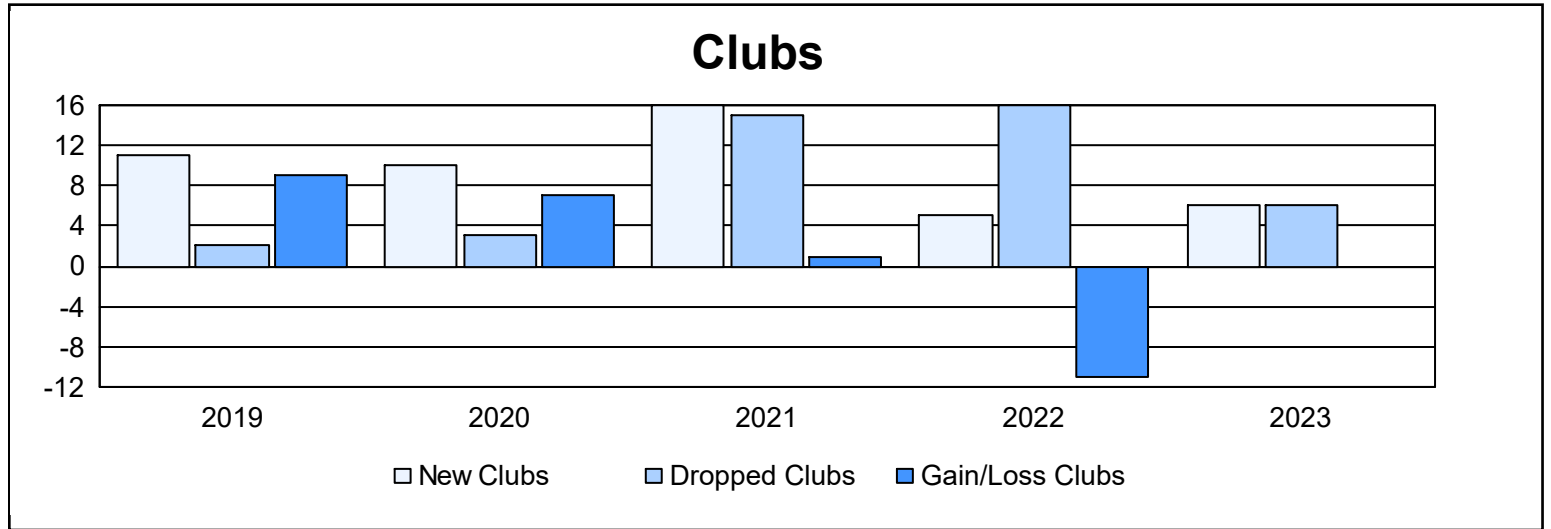


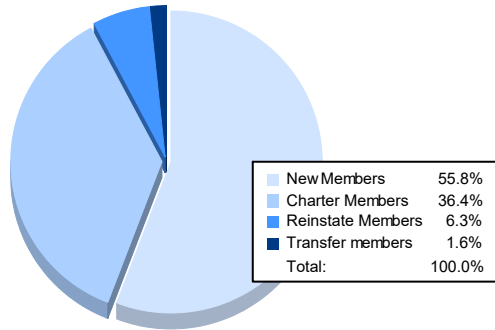
Multiple District S

As of June 2023 Cumulative

| Year | New Clubs | Dropped Clubs | Gain/ Loss Clubs | New Members | Charter Members | Reinstate Members | Transfer Members | Total Member Added | Total Members Dropped | Gain/ Loss Members |
|----------------|-----------|---------------|------------------|-------------|-----------------|-------------------|------------------|--------------------|-----------------------|--------------------|
| 2018-2019 | 11 | 2 | 9 | 261 | 413 | 34 | 6 | 714 | 542 | 172 |
| 2019-2020 | 10 | 3 | 7 | 98 | 197 | 43 | 5 | 343 | 646 | -303 |
| 2020-2021 | 16 | 15 | 1 | 461 | 407 | 46 | 22 | 936 | 782 | 154 |
| 2021-2022 | 5 | 16 | -11 | 468 | 183 | 112 | 14 | 777 | 942 | -165 |
| 2022-2023 | 6 | 6 | 0 | 285 | 186 | 32 | 8 | 511 | 630 | -119 |
| Average | 10 | 8 | 1 | 315 | 277 | 53 | 11 | 656 | 708 | -52 |



Membership Composition June 2023 Cumulative



Gender Composition June 2023 Cumulative

